


CONGRATULATIONS ON YOUR NEW DEEP TISSUE MASSAGER PRO.

Please read all instructions and warnings prior to use. Keep this as it contains important information for future reference.

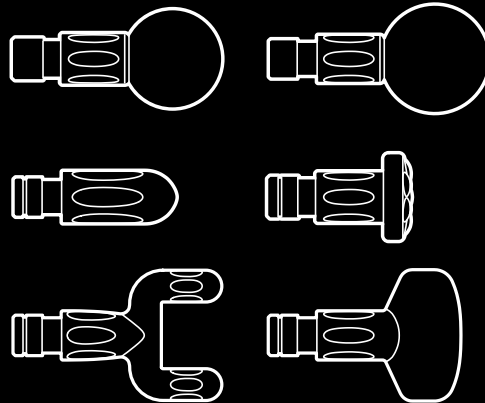
WHAT YOU GET

- a. Deep Tissue Massager Pro
- b. Interchangeable massage nodes (x6)
- c. Adapter
- d. Carrying case


a.



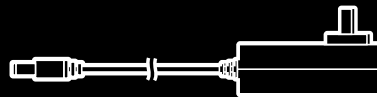
b.



d.



c.



CARE INSTRUCTIONS

- Spot clean only. Unplug and wipe with a damp cloth.
- Air-dry only. Never place in a dryer.
- Allow to dry fully before plugging back in.
- Do not submerge in water.
- Do not use detergent or soap when cleaning.

SAFETY WARNINGS: PLEASE READ BEFORE USE

- Not a children's item. Keep out of the reach of children.
- Always wear a shirt/clothing when using. Do not use on bare skin to avoid possible irritation.
- Do not use this item if you are pregnant or have an injury or illness. Consult your physician if you have a medical condition that may prevent safe use of this item.
- Stop the use of this item if you experience pain or discomfort
- Do not use attachments of any kind other than those that may be included.
- Do not fall asleep while using.
- Do not leave this item unattended when it is plugged in.
- Always allow item to cool if it becomes too hot.
- Do not expose to extreme temperatures or moisture.
- Keep away from sources of water and heated surfaces.
- Never touch the power plug with wet hands.
- Do not carry this item by its cord.
- For indoor use only.
- Thoroughly inspect products before every use. If the product appears worn, frayed/splintered, cracked, or broken in any manner, discontinue use and discard immediately.
- This product is not intended to treat, cure, or prevent medical conditions.

RECHARGEABLE BATTERY WARNING

- This product contains batteries that are non-replaceable.
- There is a risk of fire and personal injury if battery is punctured, damaged, or misused.
- Do not dismantle, crush, incinerate or short-circuit battery.
- Never expose battery to extreme temperatures or moisture.
- Keep away from flammable materials and direct sunlight.
- Only charge using the provided charger, cable, and/or adapters.
- Rechargeable battery is only to be charged by an adult.
- Adult supervision is required while charge the battery.
- Allow battery to cool to room temperature before charging.
- Charge on a non-flammable surface and keep away from flammable products.
- Discontinue charging if battery becomes hot, swells, smokes, or gives off a strong odor.
- Battery chargers used with the product are to be regularly examined for damage to the cord, plug, enclosure, and other parts. In the event of such damage, chargers must not be used until the damage has been repaired.
- Recycle or dispose of battery according to federal, state, and local laws.

FCC STATEMENT

This device complies with part 15 of the FCC Rules. Operation is subject to the following two conditions:

1. This device may not cause harmful interference, and
2. this device must accept any interference received, including interference that may cause undesired operation.

NOTE: This equipment has been tested and found to comply with the limits for a Class B digital device, pursuant to part 15 of the FCC Rules. These limits are designed to provide reasonable protection against harmful interference in a residential installation. This equipment generates, uses and can radiate radio frequency energy and, if not installed and used in accordance with the instructions, may cause harmful interference to radio communications. However, there is no guarantee that interference will not occur in a particular installation. If this equipment does cause harmful interference to radio or television reception, which can be determined by turning the equipment off and on, the user is encouraged to try to correct the interference by one or more of the following measures:

- Reorient or relocate the receiving antenna.
- Increase the separation between the equipment and receiver.
- Connect the equipment into an outlet on a circuit different from that to which the receiver is connected.
- Consult the dealer or an experienced radio/TV technician for help.

WARNING: Changes or modifications to this unit not expressly approved by the party responsible for compliance could void the user's authority to operate the equipment.



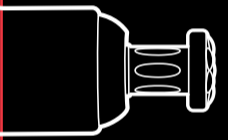
To reduce the risk of electric shock, always unplug this appliance from the electrical outlet immediately after using and before cleaning.



SHARPER IMAGE® NAME AND LOGOS (INCLUDING THE 77 LOGO) ARE TRADEMARKS OR REGISTERED TRADEMARKS DISTRIBUTED BY AND © 2020 MERCHSOURCE, LLC. IRVINE, CA 92618. ALL RIGHTS RESERVED.

For customer service support, please call 1-800-374-2744.

Printed in China

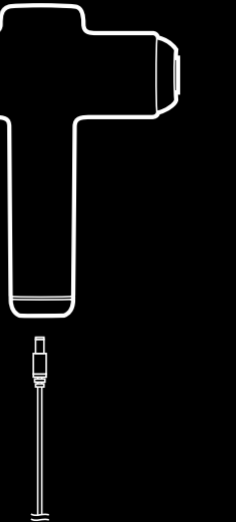


THE FUTURE OF RECOVERY

01

Plug the adapter into the massager and then plug into an outlet to charge.

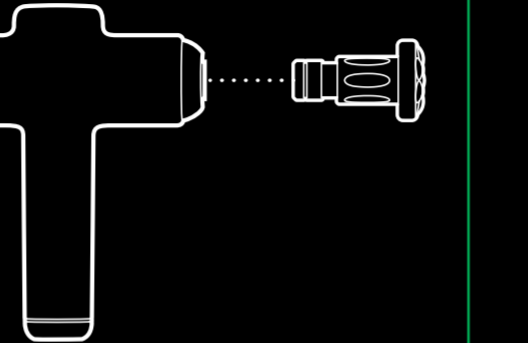
The LED indicator will be red while charging and white when fully charged. Charge the battery for 6 hours before first use. Do not use the massager while it is charging.



02

Select and attach the desired massager node.

See reverse side for Interchangeable Node guide.



03

Move power switch, located at the bottom of the device, to ON position. Press the power button to turn the massager on. Press it again to cycle through the 6 intensity levels.

You can change the nodes to customize your massage. Only swap nodes when the massager is off.

Battery level/
intensity indicator

Power/Intensity



04

Use for 60 seconds per region. Do not use on neck, head or any hard or bony areas of the body.

Enjoy your massage for up to 10 minutes.




SHARPER IMAGE®

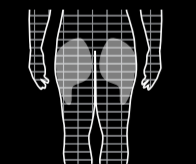
INTERCHANGEABLE
NODES GUIDE

BALL

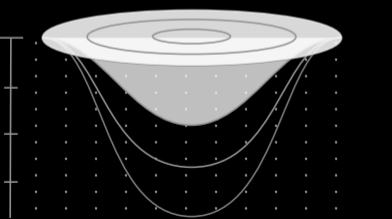
Impact large areas for overall comfort.



GOOD FOR
Glutes,
Quads, Arms



MUSCLE IMPACT
Low

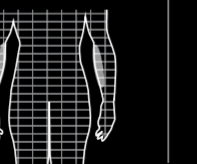


ROUND

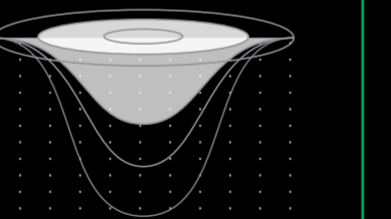
Constructed from durable foam but designed for more precision.



GOOD FOR
Forearms,
Biceps, Shins

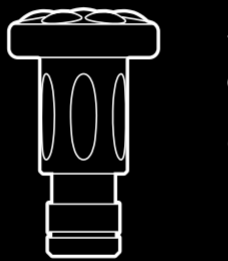


MUSCLE IMPACT
Low

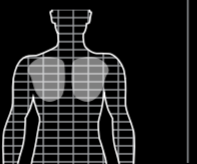


FLAT

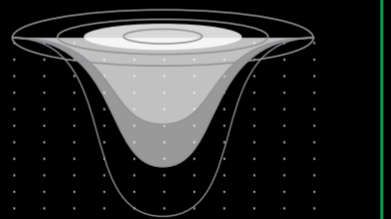
The hammer-like impact hits deeper into muscles.



GOOD FOR
Pecs, Quads,
Glutes, Calves



MUSCLE IMPACT
Medium

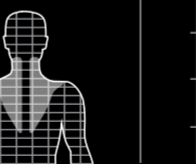


FORK

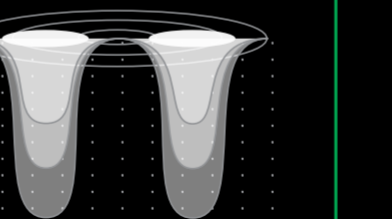
Gently rock from side to side to work out knots and tense spots.



GOOD FOR
Traps, Quads,
Calves, Feet



MUSCLE IMPACT
High

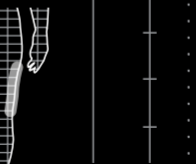


BAR

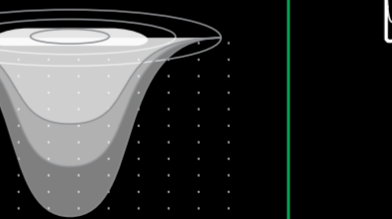
The curved edge provides comfort with surprising strength.



GOOD FOR
IT Band,
Biceps



MUSCLE IMPACT
High

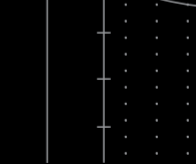


CONE


This pinpoint head is designed for unsurpassed muscular penetration.



GOOD FOR
Feet, Scap,
Forearms



MUSCLE IMPACT
High



SHARPER IMAGE®

GETTING
STARTED