

SHIATSU FOOT MASSAGER

SHARPER IMAGE®



CONGRATULATIONS ON YOUR PURCHASE OF THE SHIATSU FOOT MASSAGER.

Please read all instructions and warnings prior to use.
Keep this sheet as it contains important information
for future reference.

FCC STATEMENT

This device complies with part 15 of the FCC Rules.
Operation is subject to the following two conditions:


(1.) This device may not cause harmful interference,
and (2.) This device must accept any interference
received, including interference that may cause
undesired operation.

NOTE: This equipment has been tested and found to
comply with the limits for a Class B digital device,
pursuant to part 15 of the FCC Rules. These limits are
designed to provide reasonable protection against
harmful interference in a residential installation. This
equipment generates, uses and can radiate radio
frequency energy and, if not installed and used in
accordance with the instructions, may cause harmful
interference to radio communications. However, there
is no guarantee that interference will not occur in a
particular installation. If this equipment does cause
harmful interference to radio or television reception,
which can be determined by turning the equipment
off and on, the user is encouraged to try to correct the
interference by one or more of the following
measures:

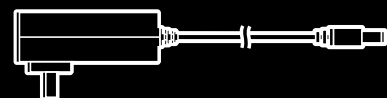
- Reorient or relocate the receiving antenna.
- Increase the separation between the equipment
and receiver.
- Connect the equipment into an outlet on a circuit
different from that to which the receiver is
connected.
- Consult the dealer or an experienced radio/TV
technician for help.

Warning: Changes or modifications to this unit not
expressly approved by the party responsible for
compliance could void the user's authority to operate
the equipment.

CONTENTS

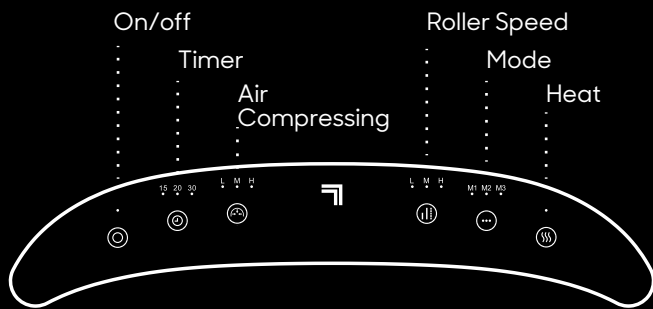


SHIATSU FOOT MASSAGER



POWER ADAPTER

GETTING STARTED



1. Place the foot massager on a hard, flat surface next to a chair of your choosing.
2. Connect the foot massager into a wall outlet.
3. Slide your feet into the massager and turn it on.
4. Turn heat on or off by pressing the Heat Button.
5. **Important:** Press the Air Compressing Button to find a compression comfort level (low, medium, high). Start with low setting and move your way up.
6. Set Roller Speed (low, medium, high)
7. Choose a Timer (15, 20, 30 min)
8. Use the Mode Button to choose from 3 different presets. **Mode 1:** Combination of low air compressing and low speed. **Mode 2:** Combination of medium air compressing and medium speed. **Mode 3:** Combination of high air compressing and high speed.
9. Enjoy!

DANGER



To reduce the risk of electric shock, always unplug this appliance from the electrical outlet immediately after using and before cleaning.

Due to continuous product improvements, the pictures on this manual may differ slightly from the actual product.

Printed in China
Model # 1013247

Sharper Image® name and logos (including the 77 logo and Tomorrow's Tomorrow) are trademarks or registered trademarks. Distributed by and © 2020 MERCHSOURCE, LLC. Irvine, CA 92618.
All Rights Reserved.

FEATURES

- Vibrating massage for sore or tense feet
- Independent heat function
- Air compression

CARE INSTRUCTIONS

- The removable foot covers can be unzipped and hand washed.
- Unplug massager and wipe with a damp cloth then allow to air-dry fully. Do not use detergent or soap when cleaning.
- Do not submerge foot massager in water.

SAFETY WARNINGS

PLEASE READ BEFORE USE

- Not a children's item. Keep out of the reach of children.
- Do not use this item if you are pregnant or have an injury or illness. Consult your physician if you have a medical condition that may prevent safe use of this item.
- Do not use attachments of any kind other than those that may be included.
- Do not fall asleep while using.
- Do not leave this item unattended when it is plugged in.
- Always allow item to cool if it becomes too hot.
- Never operate under blankets where air opening may be blocked. Excessive heat can occur and cause fire, electric shock, or injury to persons.
- Do not expose to extreme temperatures or moisture.
- Keep away from sources of water and heated surfaces.
- Never touch the power plug with wet hands.
- Do not carry this item by its cord.
- For indoor use only.
- Thoroughly inspect products before every use. If the product appears worn, frayed/splintered, cracked, or broken in any manner, discontinue use and discard immediately.