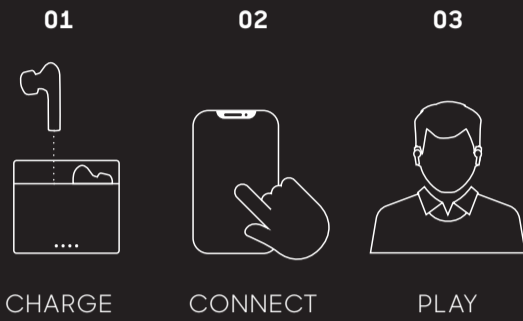


## FRONT

### CONGRATULATIONS ON YOUR PURCHASE OF THE TRUE WIRELESS EARBUDS.

Please read all instructions and warnings prior to use. Keep this sheet as it contains important information for future reference.

### QUICK START GUIDE



### 01 CHARGE

- Place the earbuds into the case
- For wired charging - connect the charging cable to the earbud case then connect the USB connector to a power source  
  
For wireless charging - place the back of the case on a Qi charging base
- Blue lights on the case indicate when the case is charging. All 4 LEDs will light up when the case is fully charged
- A white LED on earbuds will turn on while charging and turn off when fully charged.

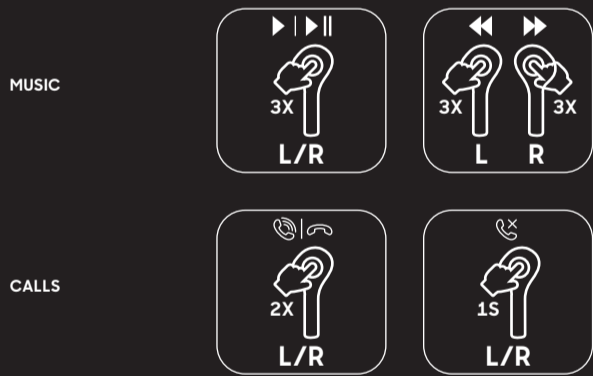
### 02 CONNECT

Your device must have BLUETOOTH® capability. Consult your device manufacturer or user manual if you are unsure if your device has this feature.

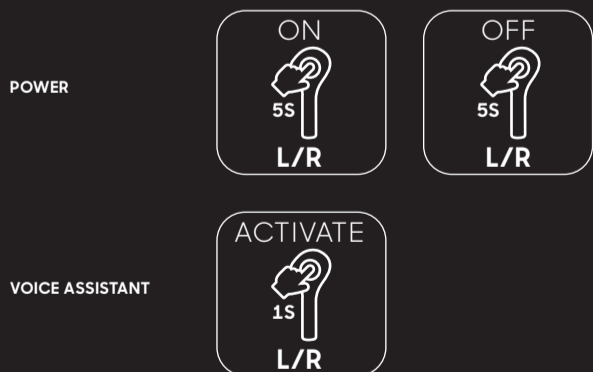
- Turn off any devices that may have been previously paired to the earbuds.
- Remove the earbuds from their case and place the earbuds in your ear
- Place your device within 3 feet of earbuds
- Enable BLUETOOTH® on your device and search for new BLUETOOTH® devices. Refer to your device's manual on how to enable and operate BLUETOOTH®.
- Select SI TWS from the list of BLUETOOTH® available devices
- You can now stream music wirelessly from your device to your earbuds.

Note: Your earbuds will automatically pair with your device when the earbuds are removed from their case.

### 03 PLAY (TOUCH CONTROLS)



### (TOUCH CONTROLS CONT.)



### ADVANCED

**TO ENTER PAIRING MODE AND LOOK FOR A BT-ENABLED DEVICE**  
Tap four times on one earbud

**TO CLEAR PAIRED DEVICE**  
While earbuds are charging, long tap one earbud for 5 second

**TO CONNECT TWO EARBUDS**  
Clear paired devices then double tap on each earbud

**TO CONNECT 1 EARBUD**  
Power off both earbuds then power the one you want to use

**TO SWITCH MICROPHONE BETWEEN EARBUD AND PHONE:**  
Triple tap one earbud


**TO SWITCH BETWEEN 2 CALLS**  
Single tap one earbud

**TO HANG UP CURRENT CALL WHEN IN 2 CALLS**  
Double tap one earbud

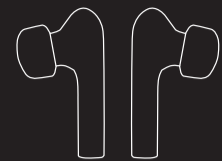
**TO RESET**  
Forget earbuds in your device's Bluetooth setting then reset your device. Place earbuds in their case and turn your device back on.

## BACK

### WHAT YOU GET



QI CHARGING CASE



2 EARBUDS



4 PAIRS OF EARBUD TIPS



USB TO USB-C CABLE

### FIND THE RIGHT FIT



Start with the largest size ear tips first and work your way down.

There is an improper seal if:

- Earbuds do not stay in during light activity
- There is no reduction in outside noise
- You experience "distant" sounds

### KEEP THIS INSTRUCTION MANUAL AS IT CONTAINS IMPORTANT INFORMATION FOR FUTURE REFERENCE.

Due to continuous product improvements, the pictures on this manual may differ slightly from the actual product.

### SAFETY WARNINGS

#### PLEASE READ BEFORE USE

- Not a children's item. Keep out of the reach of children.
- Listening to loud music for extended periods of time may damage your hearing
- Do not use earbuds while driving
- Always pay attention to your surrounding while using this product
- Only use the included power cable for operation.
- Do not attempt to use this product for other purposes
- Do not expose to extreme temperatures or moisture
- Thoroughly inspect products before every use. If the product appears worn, frayed/splintered, cracked, or broken in any manner, discontinue use and discard immediately.

### RECHARGEABLE BATTERY WARNING

- This product contains batteries that are non-replaceable.
- There is a risk of fire and personal injury if battery is punctured, damaged, or misused.
- Do not dismantle, crush, incinerate or short-circuit battery.
- Never expose battery to extreme temperatures or moisture.
- Keep away from flammable materials and direct sunlight.
- Only charge using the provided charger, cable, and/or adapters.
- Rechargeable battery is only to be charged by an adult.
- Adult supervision is required while charging the battery.
- Allow battery to cool to room temperature before charging.
- Charge on a non-flammable surface and keep away from flammable products.
- Discontinue charging if battery becomes hot, swells, smokes, or gives off a strong odor.
- Battery chargers used with the product are to be regularly examined for damage to the cord, plug, enclosure, and other parts. In the event of such damage, chargers must not be used until the damage has been repaired.
- Recycle or dispose of battery according to federal, state, and local laws.
- Keep these instructions for future reference.

### FCC + LEGAL STATEMENTS

SHARPER IMAGE® NAME AND LOGO (INCLUDING THE 77 LOGO) ARE TRADEMARKS OR REGISTERED TRADEMARKS, DISTRIBUTED BY AND © 2020 MERCHSOURCE, LLC. IRVINE, CA 92618. ALL RIGHTS RESERVED.

This device complies with part 15 of the FCC Rules. Operation is subject to the following two conditions: (1) This device may not cause harmful interference, and (2) this device must accept any interference received, including interference that may cause undesired operation.

### SPECIFICATIONS

- Bluetooth 5.0
- Range: Approximately 30ft
- Battery: 40mAh per earbud, 400mAh case
- IPX4 Sweat resistant
- Call/Playback time: Approximately 4 hours @ 50% volume